


NEXUS CLEATS

OVERVIEW

Nexus Cleats are manufactured with galvanized steel and are designed to be used as a drive cleat or snap-on cleat. Also available in Aluminum, these cleats can be quickly and easily installed, using the DynAir Cleat Installation Tool.




PART NUMBERS

308263	1 Case w/ (500) 4" Cut Cleats
310430	1 Case w/ (500) 6" Cut Cleats
308890	1 Case w/ (500) 6" Cut Aluminum Cleats
308265	1 Bundle w/ (40) 12.5' Cleats
308264	1 Bundle w/ (40) 12.5' Aluminum Cleats

NEXUS CLEATS WITH LOCKING DARTS

OVERVIEW

Made for TDC and TDF flange styles, the 6" Cut Cleat is stamped from 22 GAlgalvanized steel for durability and long-term performance. Stamping the cleat allows for full repeatability to make sure each and every cleat meets the same performance criteria. It is designed with 3 integrated darts punched into the face to lock the cleat onto the flange in order to prevent any slippage or sliding along the flange length, and can be easily installed using the DynAir Cleat Installation Tool.




PART NUMBERS

332793	1 Case w/ (250) 6" Cut Cleats w/ Locking Dart
--------	---

CLEAT INSTALLATION TOOL

OVERVIEW

The DynAir Cleat Installation tool is made of galvanized steel and can be used to install or remove Nexus Cleats. Having only a 4" width, this tool is great for tight spots that would otherwise be difficult to work around. As an added benefit, powerful magnets are added at the base and neck of the tool hold onto the cleat for more convenience and ease of use.



PART NUMBERS

309640	1 Cleat Installation Tool
--------	---------------------------